

































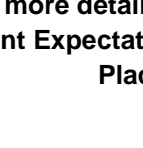
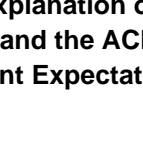
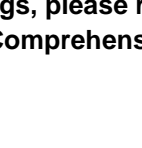
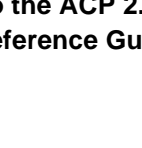










Physiotherapy Clinical Education
ACP 2.0 Quick Reference Guide: Clinical Placement Expectations

CP I		CP III	
CP II		CP IV	

<u>Evaluation Rating</u>	Beginner 	Advanced Beginner 	Intermediate 	Advanced Intermediate 	Entry Level 	With Distinction 
EXPERT 1.1, 1.2						
1.3						
1.4						
1.5 – 1.7						
COMMUNICATOR 2.1						
2.2						
COLLABORATOR 3.1 – 3.4						
MANAGER 4.1, 4.2, 4.4						
4.3						
4.5						
4.6						
ADVOCATE 5.1						
5.2, 5.3, 7.3						
SCHOLAR 6.1, 6.2, 6.4						
6.3						
6.5						
PROFESSIONAL 7.1, 7.2, 7.4						
7.5						

*For Caseload requirements and more detailed explanation of ratings, please refer to the ACP 2.0 General Reference Guide: Clinical Placement Expectations and the ACP 2.0 Comprehensive Reference Guide: Clinical Placement Expectations.